



YUMACOLLECTION™

STYLE. COMFORT. FUNCTION.

Yuma Collection™ by Kintec Solution, specifically designed for contemporary furniture designers wanting to broaden the market to a new audience. Yuma is available in manual, power (1 or 2 motors), lifter and sofa applications. Enjoy the near zero-gravity resting position in full recline, courtesy of the low seat and high leg rest positions. The Yuma can support and lift 130 kg (286 lbs.) effortlessly.

Key Features & Benefits

Available in	Manual recliner, Power recliner and Lifter recliner.
Weight capacity	130 kg. (286 lbs.).
Back recline	100 - 115-degree.
Function	Manual and power (1 or 2 motors).
Base	Pedestal base with swivel column or arms-to-the-floor.
Assembly	Modular system.
Operation	2 - 4 button switches.

- Yuma recliner collection unique features:**
- 334 mm (13.14") low-seat height (112.5 mm / 4.42" swivel), up to 404 mm (15.90") high-seat height (182.5 mm / 7.18" swivel).
 - 380 mm (14.90") leg rest height with low-seat, up to 450 mm (17.71") leg rest height with the maximum high-seat.
 - 75 & 100 kg. (165 - 220 lbs.) backrest weight capacity options.
 - Straight or conical seat widths.
 - Scissor system leg rest configuration.
 - 25,000 lifecycle tested.
 - Fast-engaging and smooth response.

Additional Accessories

Headrests	Compatible with all Kintec headrest style options.	Armrests	Fixed or adjustable armrests for chairs and sofa styles.
Base	Available in all Kintec swivel base style options and height adjustable swivel column, with or without swivel stop.	Power supply	Transformer, battery pack.
		Controls	2 - 4 switches with USB ports or DC charging plug.

KINTEC-SOLUTION
technic to relax
A Leggett & Platt. COMPANY



YUMACOLLECTION™



YUMA Manual or Power



Lifter Chair



Loveseat or Sofa



Place your order by contacting us on:
+49 5244 9079 50
Order.Kintec@Leggett.com

Yuma power and lift pictured above.

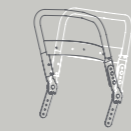


YUMACOLLECTION™

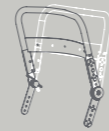
Customise your Yuma design.



Headrest



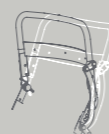
Standard Friction Hinge
Fits backrest A & B



Step Friction Hinge
Fits backrest A & B



Flexible Hinge
180° Movement
Fits backrest A & B



Power Headrest
Fits backrest C

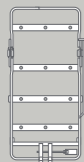
Backrest frame



A Standard straight backrest frame
(75 kg | 165 lb. weight capacity).



B Extra support with mounting plates
(100 kg | 220 lb. weight capacity).



C Extra support with power headrest
(100 kg | 220 lb. weight capacity).



D Frame-in-a-frame design (Fits frames B & C)

Seat frame



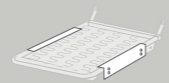
Straight (G)
470 X 470 X 500mm



Conical (K)
470 X 520 X 500mm



Conical Small (KS)
420 X 470 X 500mm



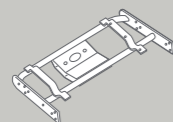
L-shaped Brackets
Armrest mounting, power only

Sofa seat frame

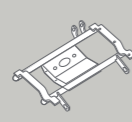
Sofa frames for arms-to-the-floor and mid-leg designs are available in 600, 700 and 800mm widths.

Crossbar

With or without armrest adapters for manual or power mechanisms.



Manual



Power

Pedestal base

More options available, refer to pedestal base brochure.



Lentil base



5 star flat base

Pedestal column

Available in chrome or black powder coated finish. Multiple colour finishes available depending on quantity orders.



Power source

Universal transformers to work worldwide.



Mains plug



Battery pack

Controls



Manual Operation
Ring pull, Lever or push button gas spring release.

(Available in stainless steel, polished or black powder coated).



1, 2 & 3 Motor Slim Switches
Buttons only, DC charging plug or USB port. 2 motor slim switch includes reset button.



2 Motor NEO Switches
Buttons only or with DC charging plug.

YUMA MANUAL OR POWER (1 OR 2 MOTOR)



SITTING POSITION



TV/READING POSITION



RECLINE POSITION



ZERO-GRAVITY POSITION



ZERO-GRAVITY POSITION

YUMA LIFTER



SITTING POSITION



TV/READING POSITION



RECLINE POSITION



LIFT POSITION



LIFT POSITION

YUMA SOFA



SITTING POSITION



TV/READING POSITION



RECLINE POSITION



ZERO-GRAVITY POSITION



ZERO-GRAVITY POSITION